

BASIX[®]Certificate

Building Sustainability Index www.basix.nsw.gov.au

Single Dwelling

Certificate number: 1761198S

This certificate confirms that the proposed development will meet the NSW government's requirements for sustainability, if it is built in accordance with the commitments set out below. Terms used in this certificate, or in the commitments, have the meaning given by the document entitled "BASIX Definitions" dated 10/09/2020 published by the Department. This document is available at www.basix.nsw.gov.au

Secretary

Date of issue: Thursday, 22 August 2024

To be valid, this certificate must be submitted with a development application or lodged with a complying development certificate application within 3 months of the date of issue.



Project summary

Project name	UNI030
Street address	84 LANCASTER Avenue PUNCHBOWL 2196
Local Government Area	Canterbury-Bankstown Council
Plan type and plan number	Deposited Plan DP11831
Lot no.	33
Section no.	-
Project type	dwelling house (detached) - secondary dwelling
No. of bedrooms	2

Project score

Water	✓ 41	Target 40
Thermal Performance	✓ Pass	Target Pass
Energy	✓ 90	Target 68
Materials	✓ -100	Target n/a

Certificate Prepared by

Name / Company Name: BH Homes Pty Ltd

ABN (if applicable): 64 137 428 767

Description of project

Project address	
Project name	UNI030
Street address	84 LANCASTER Avenue PUNCHBOWL 2196
Local Government Area	Canterbury-Bankstown Council
Plan type and plan number	Deposited Plan DP11831
Lot no.	33
Section no.	-
Project type	
Project type	dwelling house (detached) - secondary dwelling
No. of bedrooms	2
Site details	
Site area (m ²)	936
Roof area (m ²)	294
Conditioned floor area (m ²)	46.2
Unconditioned floor area (m ²)	5.8
Total area of garden and lawn (m ²)	301
Roof area of the existing dwelling (m ²)	170
Number of bedrooms in the existing dwelling	3

Assessor details and thermal loads		
Assessor number	20731	
Certificate number	0009707365	
Climate zone	56	
Area adjusted cooling load (MJ/ m².year)	7	
Area adjusted heating load (MJ/ m².year)	22	
Project score		
Water	<div><div></div><div>41</div></div>	Target 40
Thermal Performance	<div><div></div><div>Pass</div></div>	Target Pass
Energy	<div><div></div><div>90</div></div>	Target 68
Materials	<div><div></div><div>-100</div></div>	Target n/a

Schedule of BASIX commitments

The commitments set out below regulate how the proposed development is to be carried out. It is a condition of any development consent granted, or complying development certificate issued, for the proposed development, that BASIX commitments be complied with.

Water Commitments	Show on DA plans	Show on CC/CDC plans & specs	Certifier check
Fixtures			
The applicant must install showerheads with a minimum rating of 4 star (> 6 but <= 7.5 L/min plus spray force and/or coverage tests) in all showers in the development.		✓	✓
The applicant must install a toilet flushing system with a minimum rating of 4 star in each toilet in the development.		✓	✓
The applicant must install taps with a minimum rating of 4 star in the kitchen in the development.		✓	
The applicant must install basin taps with a minimum rating of 4 star in each bathroom in the development.		✓	
Alternative water			
Rainwater tank			
The applicant must install a rainwater tank of at least 4000 litres on the site. This rainwater tank must meet, and be installed in accordance with, the requirements of all applicable regulatory authorities.	✓	✓	✓
The applicant must configure the rainwater tank to collect rain runoff from at least 124 square metres of the roof area of the development (excluding the area of the roof which drains to any stormwater tank or private dam).		✓	✓
The applicant must connect the rainwater tank to: <ul style="list-style-type: none"> all toilets in the development the cold water tap that supplies each clothes washer in the development at least one outdoor tap in the development (Note: NSW Health does not recommend that rainwater be used for human consumption in areas with potable water supply.) 		✓ ✓ ✓	✓ ✓ ✓

Thermal Performance and Materials commitments	Show on DA plans	Show on CC/CDC plans & specs	Certifier check
Simulation Method			
Assessor details and thermal loads			
The applicant must attach the certificate referred to under "Assessor Details" on the front page of this BASIX certificate (the "Assessor Certificate") to the development application and construction certificate application for the proposed development (or, if the applicant is applying for a complying development certificate for the proposed development, to that application). The applicant must also attach the Assessor Certificate to the application for an occupation certificate for the proposed development.			
The Assessor Certificate must have been issued by an Accredited Assessor in accordance with the Thermal Comfort Protocol.			
The details of the proposed development on the Assessor Certificate must be consistent with the details shown in this BASIX certificate, including the Cooling and Heating loads shown on the front page of this certificate and the "Construction" and "Glazing" tables below.			
The applicant must show on the plans accompanying the development application for the proposed development, all matters which the Assessor Certificate requires to be shown on those plans. Those plans must bear a stamp of endorsement from the Accredited Assessor to certify that this is the case. The applicant must show on the plans accompanying the application for a construction certificate (or complying development certificate, if applicable), all thermal performance specifications set out in the Assessor Certificate, and all aspects of the proposed development which were used to calculate those specifications.	✓	✓	✓
The applicant must construct the development in accordance with all thermal performance specifications set out in the Assessor Certificate, and in accordance with those aspects of the development application or application for a complying development certificate which were used to calculate those specifications.		✓	✓
The applicant must show on the plans accompanying the development application for the proposed development, the locations of ceiling fans set out in the Assessor Certificate. The applicant must show on the plans accompanying the application for a construction certificate (or complying development certificate, if applicable), the locations of ceiling fans set out in the Assessor Certificate.	✓	✓	✓

Thermal Performance and Materials commitments	Show on DA plans	Show on CC/CDC plans & specs	Certifier check
Construction			
The applicant must construct the floors, walls, roofs, ceilings and glazing of the dwelling in accordance with the specifications listed in the tables below.	✓	✓	✓
The applicant must show through receipts that the materials purchased for construction are consistent with the specifications listed in the tables below.			✓

Construction	Area - m ²	Insulation
floor - suspended floor above garage, concrete - suspended; frame: no frame.	52	foil-foam composite board
garage floor - concrete slab on ground.	100.8	not specified
external wall: brick veneer; frame: timber - H2 treated softwood.	all external walls	fibreglass batts or roll
external garage wall: cavity brick; frame: no frame.	84.3	none
internal wall: plasterboard; frame: timber - H2 treated softwood.	31.1	none
ceiling and roof - flat ceiling / pitched roof, framed - concrete tiles , timber - H2 treated softwood.	294	ceiling: fibreglass batts or roll; roof: foil/sarking.

Thermal Performance and Materials commitmentsShow on
DA plansShow on CC/CDC
plans & specsCertifier
check**Glazing**

The applicant must install windows, glazed doors and skylights as described in the table below, in accordance with the specifications listed in the table.

**Frames****Maximum area - m2**

aluminium

15.6

timber

0

uPVC

0

steel

0

composite

0

Glazing**Maximum area - m2**

single

15.6

double

0

triple


0


Energy Commitments	Show on DA plans	Show on CC/CDC plans & specs	Certifier check
Hot water			
The applicant must install the following hot water system in the development, or a system with a higher energy rating: gas instantaneous with a performance of 6 stars.	✓	✓	✓
Cooling system			
The applicant must install the following cooling system, or a system with a higher energy rating, in at least 1 living area: 1-phase airconditioning - ducted; Energy rating: EER 3.0 - 3.5		✓	✓
The applicant must install the following cooling system, or a system with a higher energy rating, in at least 1 bedroom: 1-phase airconditioning - ducted; Energy rating: EER 3.0 - 3.5		✓	✓
Heating system			
The applicant must install the following heating system, or a system with a higher energy rating, in at least 1 living area: 1-phase airconditioning - ducted; Energy rating: EER 3.5 - 4.0		✓	✓
The applicant must install the following heating system, or a system with a higher energy rating, in at least 1 bedroom: 1-phase airconditioning - ducted; Energy rating: EER 3.5 - 4.0		✓	✓
Ventilation			
The applicant must install the following exhaust systems in the development: At least 1 Bathroom: individual fan, ducted to façade or roof; Operation control: manual switch on/off		✓	✓
Kitchen: individual fan, ducted to façade or roof; Operation control: manual switch on/off		✓	✓
Laundry: natural ventilation only, or no laundry; Operation control: n/a		✓	✓
Artificial lighting			
The applicant must ensure that a minimum of 80% of light fixtures are fitted with fluorescent, compact fluorescent, or light-emitting-diode (LED) lamps.		✓	✓
Natural lighting			
The applicant must install a window and/or skylight in the kitchen of the dwelling for natural lighting.	✓	✓	✓


Energy Commitments	Show on DA plans	Show on CC/CDC plans & specs	Certifier check
The applicant must install a window and/or skylight in 1 bathroom(s)/toilet(s) in the development for natural lighting.	✓	✓	✓
Alternative energy			
The applicant must install a photovoltaic system as part of the development. The applicant must connect this system to the development's electrical system.	✓	✓	✓
The photovoltaic system must consist of: <ul style="list-style-type: none"> • photovoltaic collectors with the capacity to generate at least 1.5 peak kilowatts of electricity, installed at an angle between 10 degrees and 25 degrees to the horizontal facing north east 	✓	✓	✓
Other			
The applicant must install a gas cooktop & electric oven in the kitchen of the dwelling.		✓	

Legend

In these commitments, "applicant" means the person carrying out the development.

Commitments identified with a  in the "Show on DA plans" column must be shown on the plans accompanying the development application for the proposed development (if a development application is to be lodged for the proposed development).

Commitments identified with a  in the "Show on CC/CDC plans and specs" column must be shown in the plans and specifications accompanying the application for a construction certificate / complying development certificate for the proposed development.

Commitments identified with a  in the "Certifier check" column must be certified by a certifying authority as having been fulfilled, before a final occupation certificate (either interim or final) for the development may be issued.